

Aberdeen City Council Climate Change Report

2020-21 Summary

Our interim target is to reduce emissions by at least **48%** by 2025*

Our total emissions for 2020/21 were **25,929 tCO₂e**







This shows a reduction of **4,634 tCO₂e** - a **15%** reduction from 19/20

Our emissions have reduced by 44% against reporting baseline of 2015/16*

In 2020/21 we approved:

- A Net Zero Vision for Aberdeen and supporting Strategic Infrastructure Plan in May 2020.
- A Council Climate Change Plan in March 2021.

Our Council emissions breakdown 2020/21(tCO₂e):

 Buildings Emissions	 Fleet Emissions	 Travel Emissions	 Waste Emissions	 Homeworking Emissions	 Street lighting Emissions
18,432	3,202	141	67	796	3,282

Energy (buildings)	Energy consumption reduced by 21,554,167 kWh	A 21% reduction in tCO ₂ e from 19/20. A 45% reduction from the baseline
Fleet	Petrol and diesel use reduced by 18,872 litres	8.9% of the fleet low emission vehicles in 20/21
Staff travel	Emissions reduced by 242 tCO₂e	A 59% reduction from 19/20 and a 69% reduction from the baseline
Street lighting	Emissions reduced by 142 tCO₂e	4% reduction from 19/20 and a 60% reduction from the baseline
Internal waste	618 tonnes less waste generated	50% reduction from 19/20 and a 68% reduction from the baseline
Working from Home	40.18% of staff worked from home	This added 796 tCO₂e to the scope of reporting

*Emissions data for 2020/21 reflects the impact of COVID-19 and as such this is not a representative year.
N.B. All figures are rounded to the nearest whole number*